

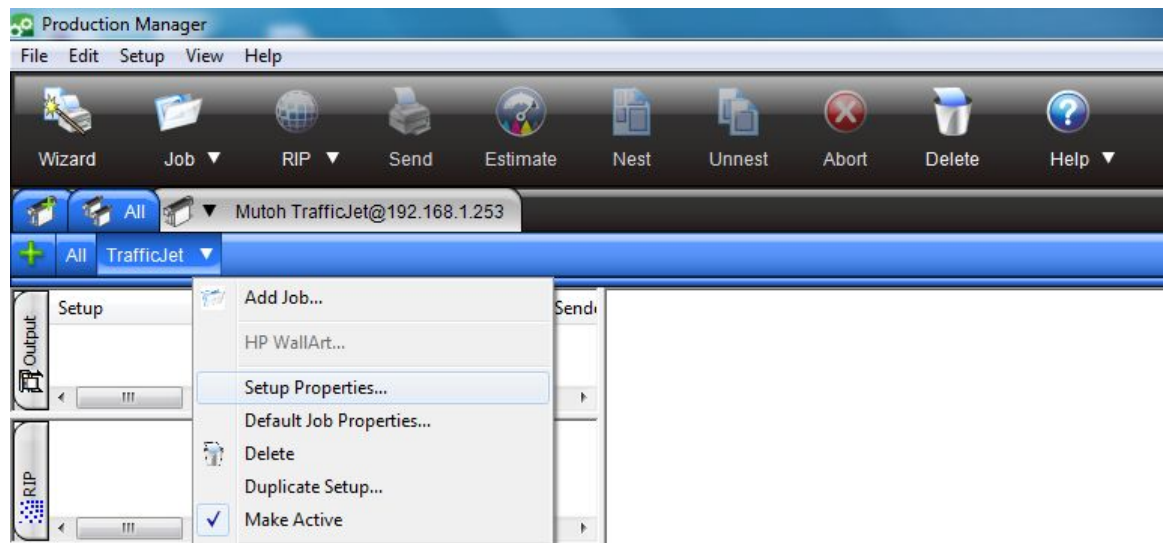
Avery Dennison®

Flexi - Set up Split Queues

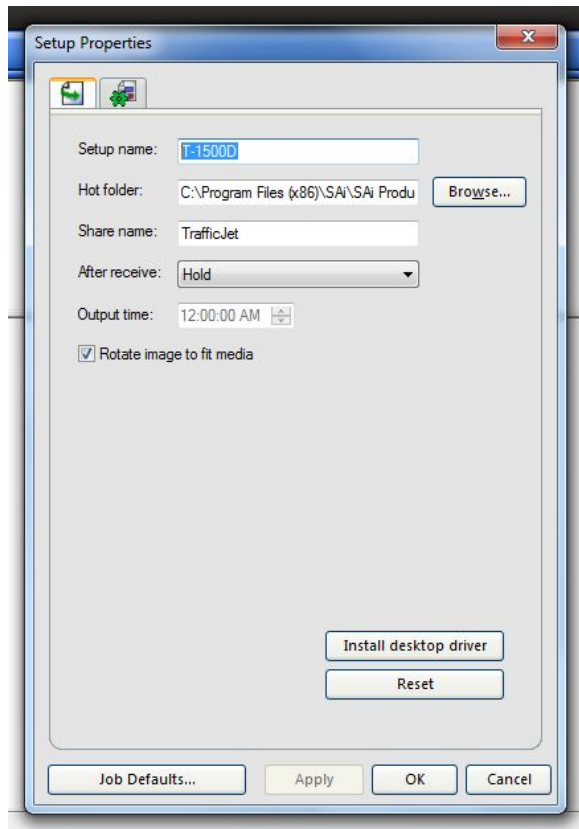
Instructional Bulletin : # 9.29
Revision : # 01
Last Updated : June 2018

In Flexi Production Manager

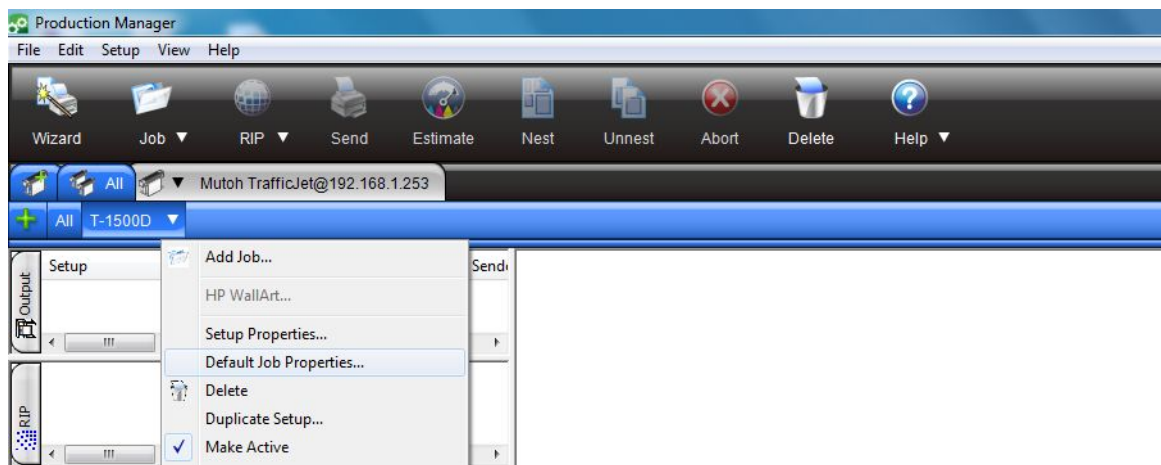
1. Import all Presets you need for this TrafficJet installation
2. Right click on the single Queue that is created by default after installing Flexi
3. Click Setup Properties



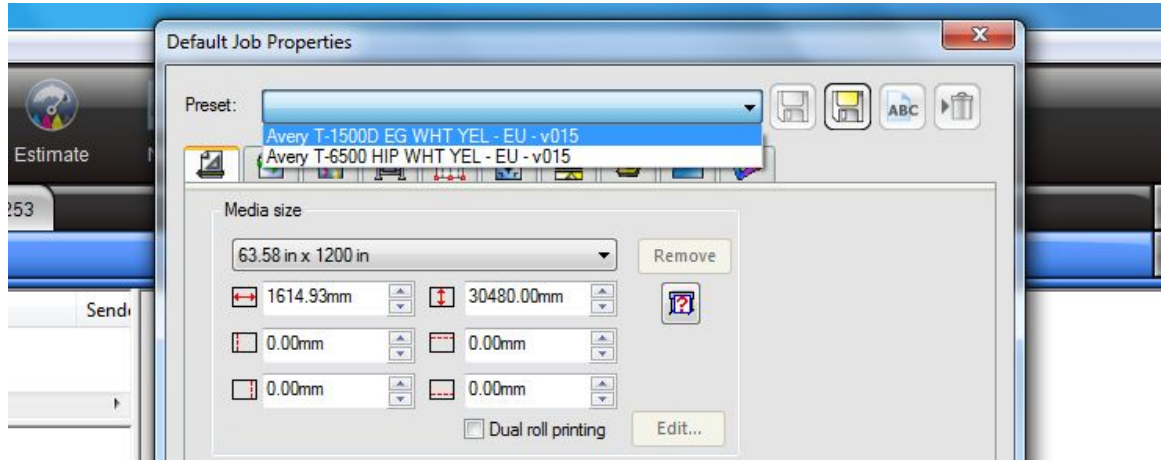
4. Rename the Queue to the name of the sheeting that this Queue will be dedicated to (e.g. T-1500D)



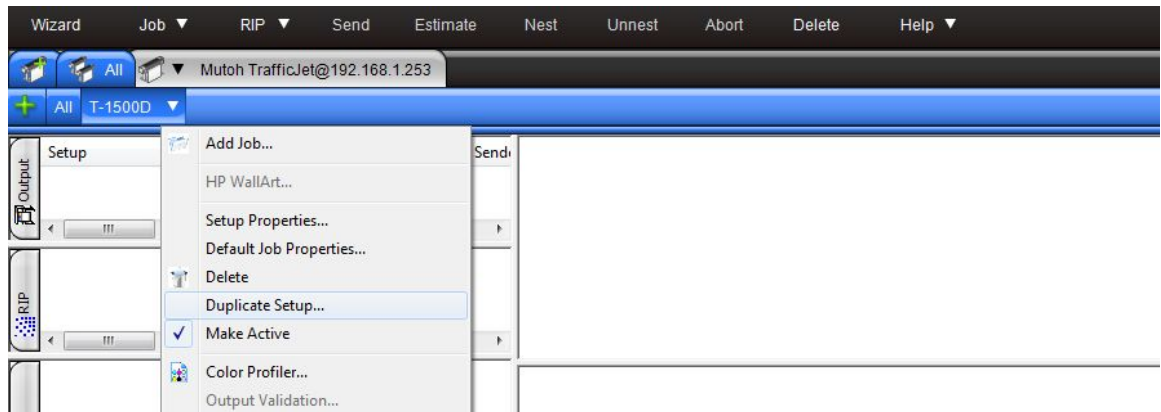
5. Click OK
6. Right click on the renamed Queue and click Default Job Properties



- From the Drop down choose the correct sheeting Preset (in this case T-1500D)



- Make all the adjustments needed for this specific sheeting type (e.g. correct regional opacity settings)
- Click Apply and the Save icon (grey disk). This Queue is now set up correctly and dedicated to one sheeting type. If you wish to add another Queue for another sheeting type, do the following:
- Right click on the existing Queue (in this case T-1500D) and click Duplicate Setup.



- A new Queue will be generated and you can specify the name of the sheeting this Queue will be dedicated to and follow the instructions from point 4 and below in this Instructional Bulletin again.

The above Avery Dennison literature provides information to the user for proper application, storage and other requirements. Please refer to Product Data Bulletins or your local Avery Dennison Representative for warranty information. Find the latest information on the Avery Dennison website, www.reflectives.averydennison.com. We encourage you to check our website periodically for updates.

All statements, technical information and recommendations about Avery Dennison products are based upon tests and information believed to be reliable, but do not constitute a guarantee or warranty of any kind. All Avery Dennison products are sold with the understanding that Purchaser has independently determined the suitability of such products for its intended and other purposes.

For technical questions, please contact:

North America: reflective.tech.na@averydennison.com
 Europe, Middle East & Africa: reflective.tech.emea@eu.averydennison.com
 Asia Pacific: reflective.tech.ap@ap.averydennison.com
 South America: reflective.tech.sa@averydennison.com